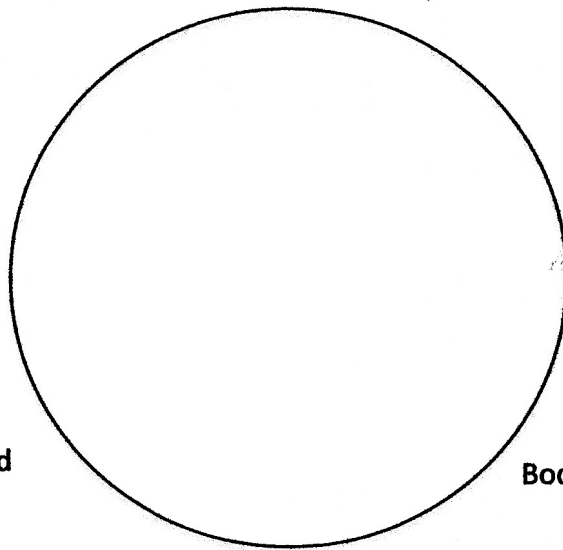
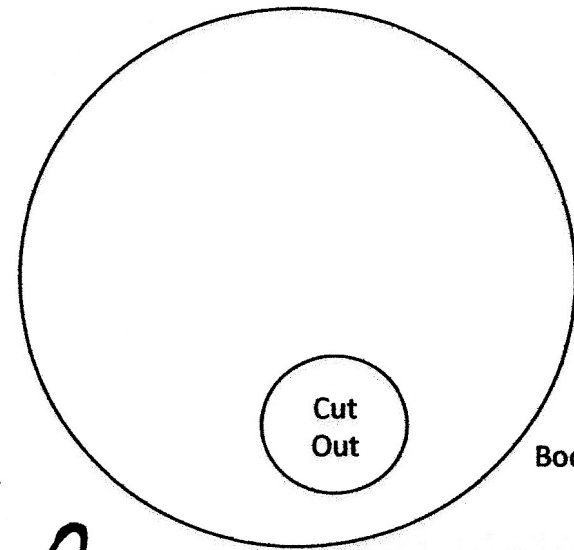


Head



Body 1

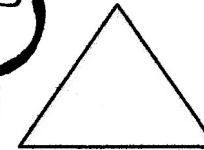



Body 2


Cut Out

# Doodle Lou's Crawling Caterpillar

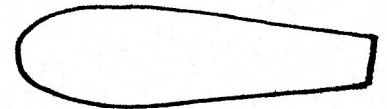
[www.steampoweredpoetry.com](http://www.steampoweredpoetry.com)



Nose



Antenna

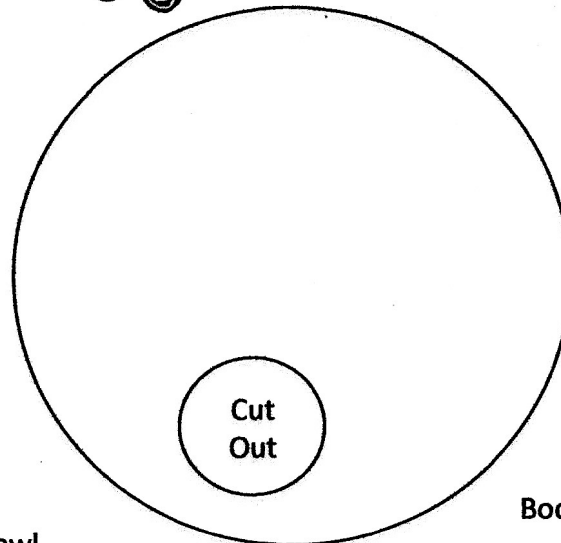


## MATERIALS:

- Crayons, Markers or Colored Pencils
- Scissors/Glue
- Two Google Eyes

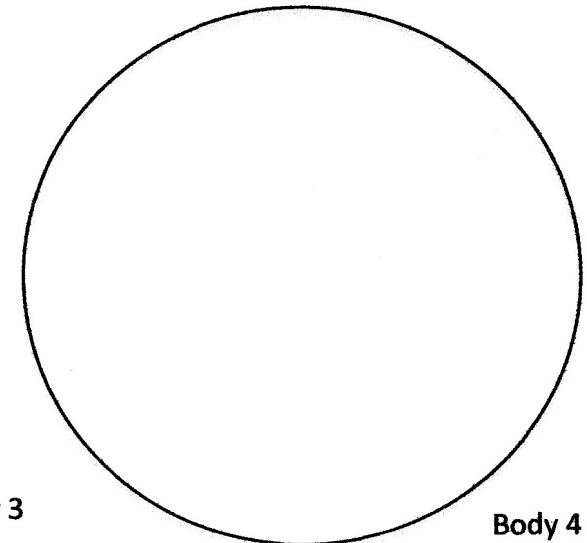
## DIRECTIONS:

1. Print this page in gray scale on cardstock.
2. Color the four body circles to match.
3. Color head a solid color.
4. Color the antenna and nose.
5. Cut out all the pieces and glue them together.
6. Glue google eyes, the triangle nose and antenna to the head.
7. Let the glue dry.
8. Slip your first two fingers through the holes in body circles 2 & 3.
9. Wiggle your fingers to make your caterpillar crawl.



Body 3

Cut Out



Body 4