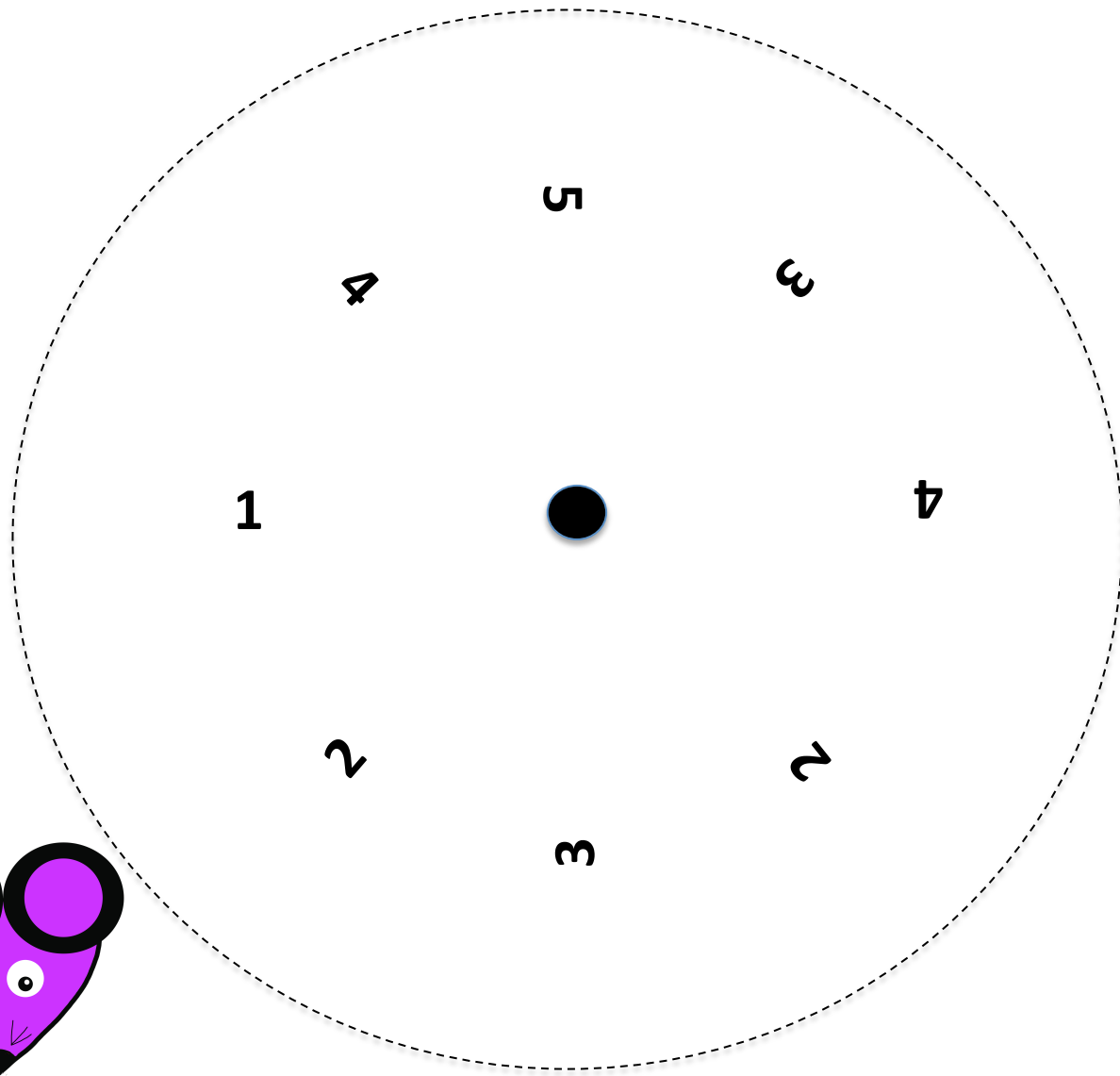







Doodle Lou's

Help The Mice Escape Game

(Page 1 of 2)

www.steampoweredpoetry.com



Help The Mice Escape Game

(Page 2)

MATERIALS:

- 10 Colored Mice (pg.1)
- Big circle of numbers one to five (pg.1)
- Scissors & Glue
- A sharpened pencil (to poke holes)
- Ten 4" pieces of twine for mice tails
- One paper brad

DIRECTIONS:

1. Cut out ten mice (pg1) and glue tails between ears on the back of the mice.
1. Cut out big circle with numbers one to five (pg.1)
2. Cut out the cat and door shape here.
3. Cut out two blue spaces in the door.
4. Using a sharp pencil, poke holes in the center of the big circle and the door knob.
6. Attach the big circle to the back of the door using the paper brad.

TO PLAY: *(One or more players)*

1. Turn the wheel to reveal a number.
2. Send the correct number of mice scurrying through the escape hole.
3. If more than one child is playing, take turns.
4. Game is over when the players loose interest.

