

The Apple Tree Game

www.steampoweredpoetry.com

MATERIALS:

- Print the first three pages of this PDF in color on cardstock (20 apple tokens, apple game board and two apple baskets)
- Scissors
- White glue
- A single die



DIRECTIONS:

1. Cut out the Apple tokens (below) and place the apples on the Apple tree play board (Page 2).
2. Cut out the Apple baskets (Page 3) and the indicated space between the handle and the basket.
3. Fold the basket and the backing and glue around outside edge, leaving the center open. (See page 4) Allow baskets to dry.
4. Play the Game as follows:


GAME DIRECTIONS: A game for 2 players

1. One player at a time takes a turn rolling the die.
2. The number on top of the die indicates how many apples that the player can "pick" from the tree and put in their basket.
3. Play continues until all the apples are picked.
4. Players count their "picked" apples and compare them.
5. The player with the most apple is the "Winner".

Variation: When all the apples are "picked" players sort the contents of their baskets and divide them equally.



20 Apple Tokens




The APPLE TREE
Game Board

Cut out this
space between
the basket and
the handle.

APPLE
Basket

Cut out this
space between
the basket and
the handle.

APPLE
Basket



Apple tokens on the Tree



**Apple Baskets cut
and folded**



**Collect apple tokens in
the baskets.**